




Commercial Outdoor Inflatable Obstacle Course Challenges Adult Inflatable Obstacle Courses Bounce House Party Games

Our Product Introduction

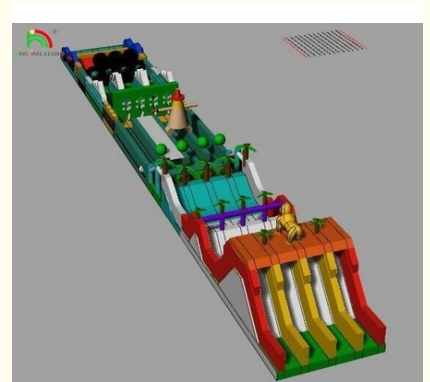
Basic Information

- Place of Origin: GuangZhou, China
- Brand Name: King Inflatable
- Certification: CE, UL, SGS, EN71, EN14960
- Model Number: king-sg003
- Minimum Order Quantity: 1pc
- Price: 1580-2580\$
- Packaging Details: inflatable by pvc bag and blower by cartoon
- Delivery Time: 7-15 days
- Payment Terms: T/T, L/C, Western Union, Money Gram, Euro account, US dollar account
- Supply Ability: 100pcs/month





Product Specification

- Material: PVC Tarpaulin
- Size: Customized
- Color: AS Picture Or Customized
- Delivery Time: About 7 Days
- Workmanship: By Sewing Machine Double Stitching
- Accessories: Repair Kits And Proper Blower
- Logo&printing: Customized
- Shipment: By Express, By Air Or By Sea
- Highlight: **Adult Inflatable Obstacle Course, Commercial Outdoor Inflatable Obstacle Course**



More Images



for more products please visit us on inflatablewaterfun.com

Product Description

commercial outdoor inflatable obstacle course challenges adult inflatable obstacle courses bounce house party games

Product Descriptions:

Try to find your way out of this Inflatable Maze, with turns and walls all around, you're bound to get lost. Inflatable Maze can be used for so many different activities, whether it's for Easter Egg Hunt, Halloween Horror Nights, or escape room. This Inflatable Maze can be used by many participants at the same time

Specifications:

Size	customized size
Material	0.55mm pvc Tarpaulins
Accessories	air blower and repair kits
Color	customized according to your requirement
Warranty	14 months warranty
Certificates	CE ,UL,EN14960,EN71
product life	4-5 years
Payment terms	you via T/T ,T/C,WesternUnion ,MoneyGram ,TransferWise ,Euro account, US dollar account

Cleaning collection of equipment:

1. Cut off the power supply, turn on the fan interface and exhaust port, the exhaust time is generally $10 \leq 25$ minutes, the remaining gas should be squeezed. If the equipment enters water because of rainy days, Be sure to drain the water and dry it.
2. To do cleaning treatment, you can use washing powder to wipe off its stains, oil stains, and then scrub clean with clean water, sun drying can be.
3. Fold the equipment, block the front with the bottom, and cover it with a tarpaulin.
4. If you don't need it for a long time, fold, tie and wrap the clean equipment. The storage temperature is generally $-50 \leq 40$ degrees Celsius.

Our Service:

1. Professional service. We are a factory engaged in the air mold industry for more than seven years, with professional designers, production, sales and after-sales teams, can provide you with professional product quality advice.
2. Good raw materials. All the material we use in certified and good quality.
3. Timely delivery. We are committed to receiving delivery within 48 hours of the final payment without quality problems.
4. Active after-sales service. After the order, if the customer has any questions about the product, you can find us to help solve it. Active after-sales service. After the order, if the customer has any questions about the product, they can help us to solve it. If you need it, we can provide you available installation service.
5. Free 3D Design. If necessary, we can provide you with a free 3D rendering before production.
6. Product testing. For all finished products, we will carry out quality inspection, the quality must be qualified, and the customer's approval will be shipped. For product safety issues, we will never take risks.
7. OEM/ODM. We have professional product designers and production workers who can customize the color, size, style and details of the products according to your requirements.

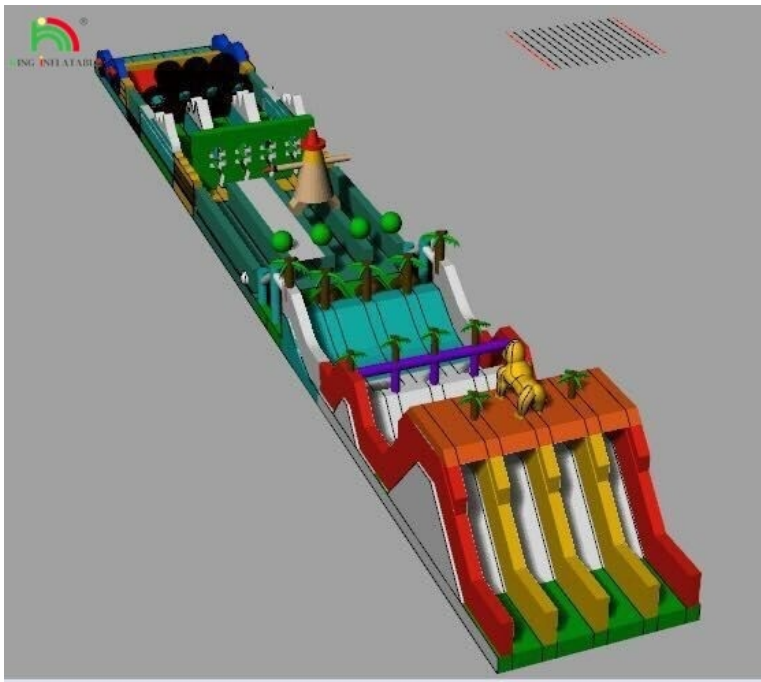
Install

1. Place the equipment on the flat ground, it is best to put a pad of cloth (such as felt, plastic ribbon cloth) under the equipment, and then expand it.
2. Find the air inlet of the equipment, then connect with the fan outlet, and fasten the fan port, and then fasten the spare air inlet with rope.
3. Turn on the blower and the equipment will be bulging in 5 / 10 minutes.

Product Show







King Inflatable Co.,Limited

+86 18620259154

kinkor@king-inflatable.com

inflatablewaterfun.com

Room 813, Building A, Jingshi Plaza, No.179 Yingbin Avenue, Huadu District, Guangzhou, China